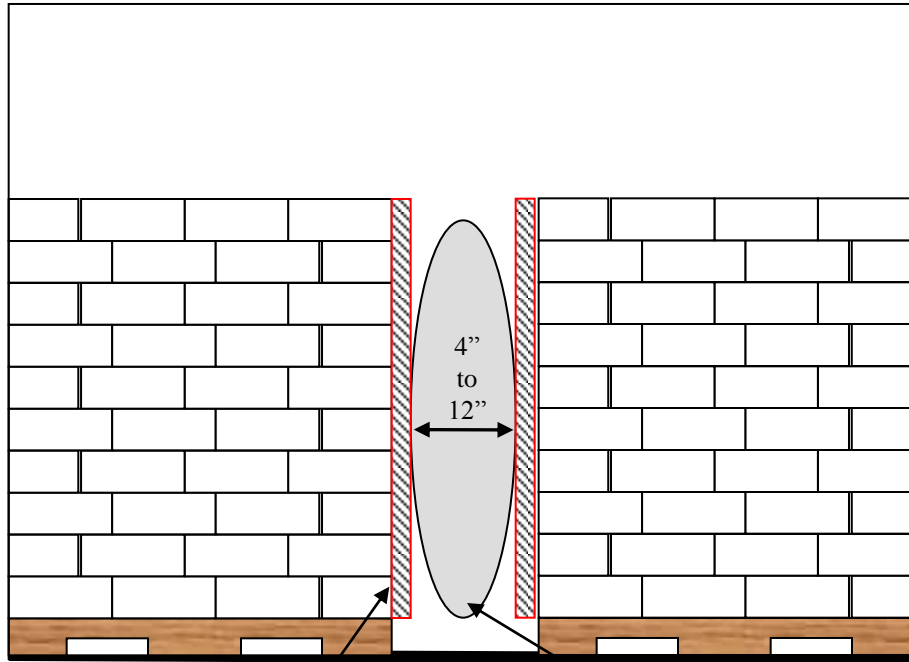


AAR Approved “Standard” Air Bag Placement and Usage Guidelines for Securing Intermodal Pallet Loads



Buffer Material Around Air Bag (typical)

Specifications : Kraft paper faced with 5.5” interior cell, 1,100 lbs. crush resistance. Used to fill voids greater than 12 inches. It is also used as a buffer to prevent the bag from popping from sharp lading or pallet contact.

Air Bag (Standard)

Specifications : Level 1 AAR approved bag. Inflated with gauge to mfg. specs.

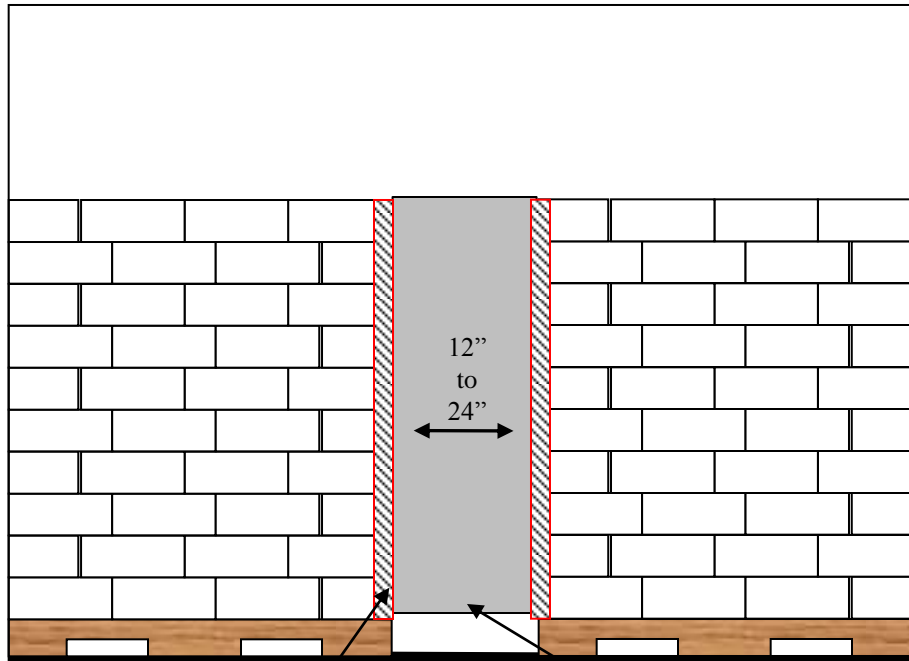
This load plan is intended for general information purposes only and is not recommended for any specific cargo. Other Carriers are not required to accept this load plan or any plan suggested by Union Pacific Railroad. This information is offered to shippers to assist in understanding the rail environment, the shipper is ultimately responsible for choosing how best to package, block and brace its cargo to avoid damage to the cargo and rail equipment.



Union Pacific Damage Prevention
File: Air Bag Guide

Date: 09/07/10 By: TJP

AAR Approved “Square” Air Bag Placement and Usage Guidelines for Securing Intermodal Pallet Loads



Buffer Material Around Air Bag

Specifications : Kraft paper faced with 5.5” interior cell, 1,100 lbs. crush resistance. Used to fill voids greater than 24 inches. It is also used as a buffer to prevent the bag from popping from sharp lading or pallet contact.

Air Bag (Square)

Specifications : Level 1 AAR approved bag. Inflated with gauge to mfg. specs.

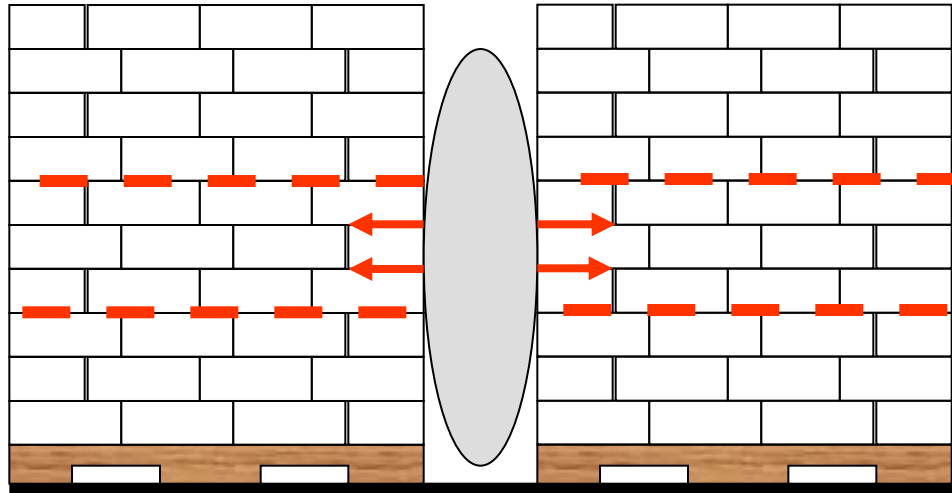
This load plan is intended for general information purposes only and is not recommended for any specific cargo. Other Carriers are not required to accept this load plan or any plan suggested by Union Pacific Railroad. This information is offered to shippers to assist in understanding the rail environment, the shipper is ultimately responsible for choosing how best to package, block and brace its cargo to avoid damage to the cargo and rail equipment.



Union Pacific Damage Prevention
File: Air Bag Guide

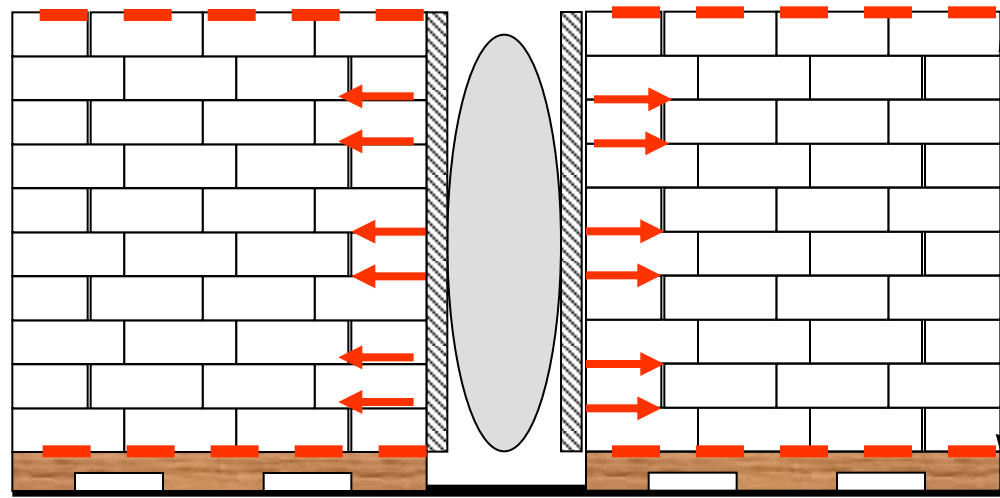
Date: 09/07/10 By: TJP

Air Bag Placement and Usage Guidelines for Securing Intermodal Pallet Loads



Contact area of the air bag without buffer material

This load plan is intended for general information purposes only and is not recommended for any specific cargo. Other Carriers are not required to accept this load plan or any plan suggested by Union Pacific Railroad. This information is offered to shippers to assist in understanding the rail environment, the shipper is ultimately responsible for choosing how best to package, block and brace its cargo to avoid damage to the cargo and rail equipment.



Contact area of the air bag with buffer material

- “Standard” bag actually filling a void of 4-12”
- “Square” bag actually filling a void of 12-24”