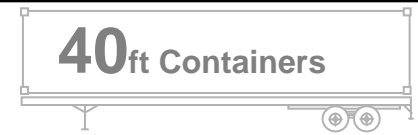


This load plan is intended for general information purposes only and is not recommended for any specific cargo. Other Carriers are not required to accept this load plan or any plan suggested by Union Pacific Railroad. This information is offered to shippers to assist in understanding the rail environment, the shipper is ultimately responsible for choosing how best to package, block and brace its cargo to avoid damage to the cargo and rail equipment.

Coils on 52x52 Pallets with Floor Blocking

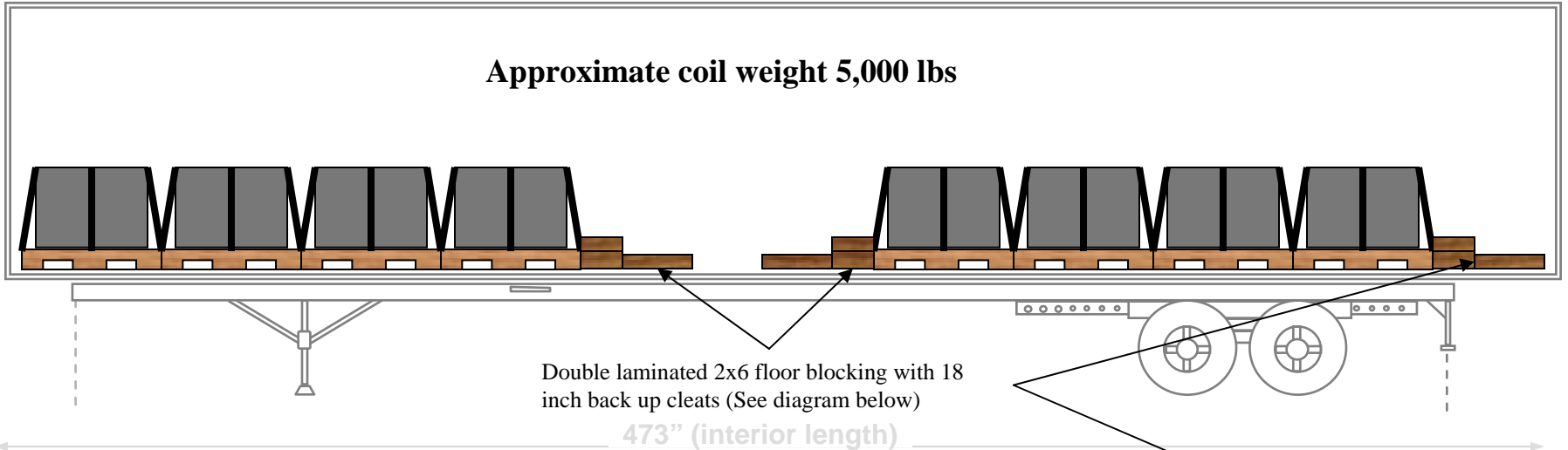


Nose

Side Wall Cutaway View

Rear

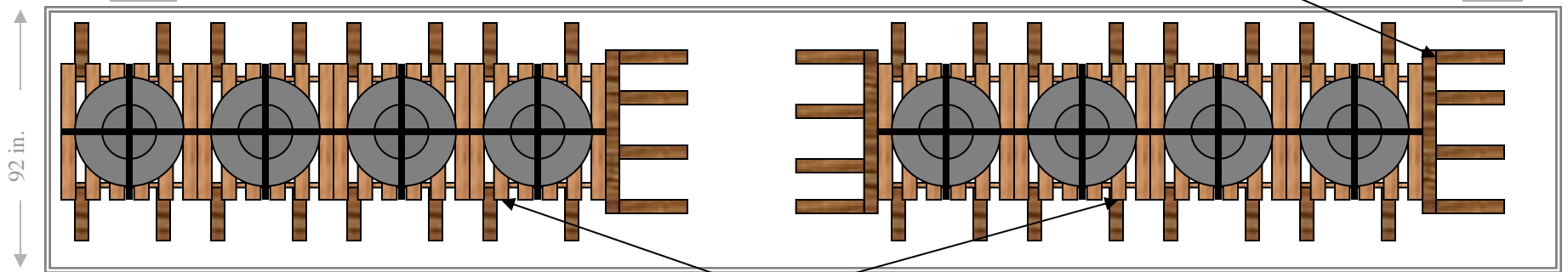
Approximate coil weight 5,000 lbs



Nose

Overhead View

Rear



Coils must be secured to the pallet with 1 ¼ inch steel banding. Banding strength in each direction must be equal to or greater than total weight of the coil

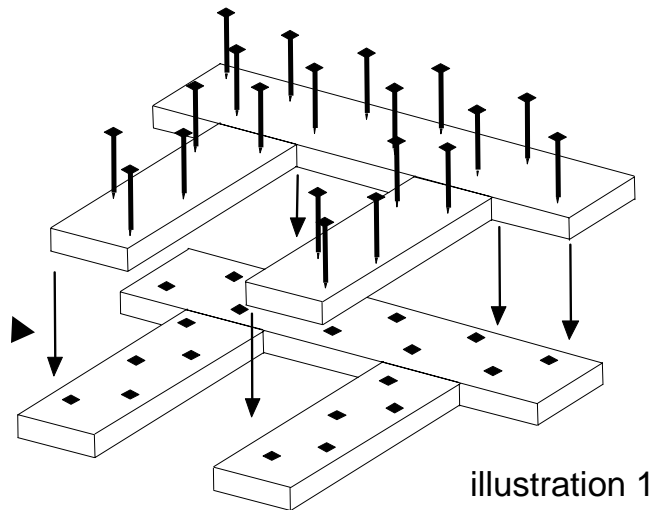
18 inch 2x6 lumber used as lateral blocking, placed 12 to 14 inches from the end of the skids



Union Pacific Damage Prevention
File: Coils on 52x52 pallets
Date: 1/16/01 By: KMJ

Double Laminated Floor Blocking

Floor blocking



FLOOR BLOCKING SHOULD BE CONSTRUCTED OF DOUBLE LAMINATED 2x6 LUMBER WITH BACK UP CLEATS AT LEAST 18 INCHES LONG. NAILS SHOULD BE STAGGARD AND SPACED APROXIMATLY 4 TO 5 INCHES APART.

This load plan is intended for general information purposes only and is not recommended for any specific cargo. Other Carriers are not required to accept this load plan or any plan suggested by Union Pacific Railroad. This information is offered to shippers to assist in understanding the rail environment, the shipper is ultimately responsible for choosing how best to package, block and brace its cargo to avoid damage to the cargo and rail equipment.



Union Pacific Damage Prevention
File:Double laminated floor blocking

Date: 09/15/05 By: EOW