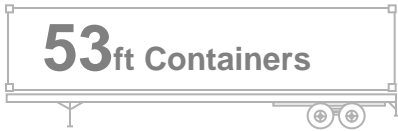


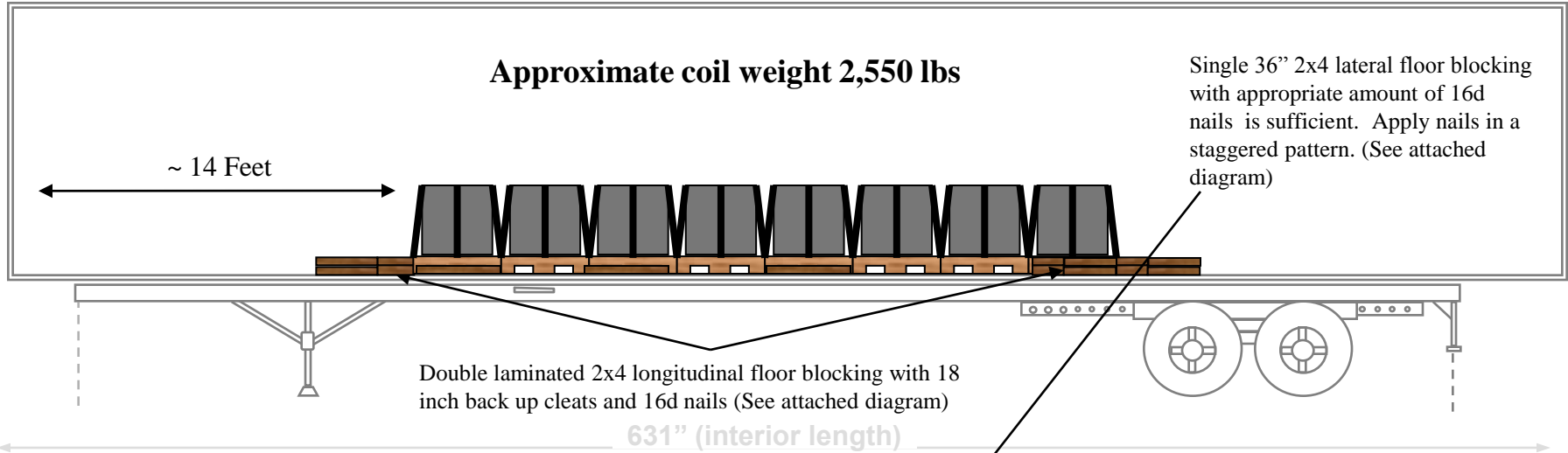
# Coils on 36x36 Pallets with Floor Blocking



Nose

## Side Wall Cutaway View

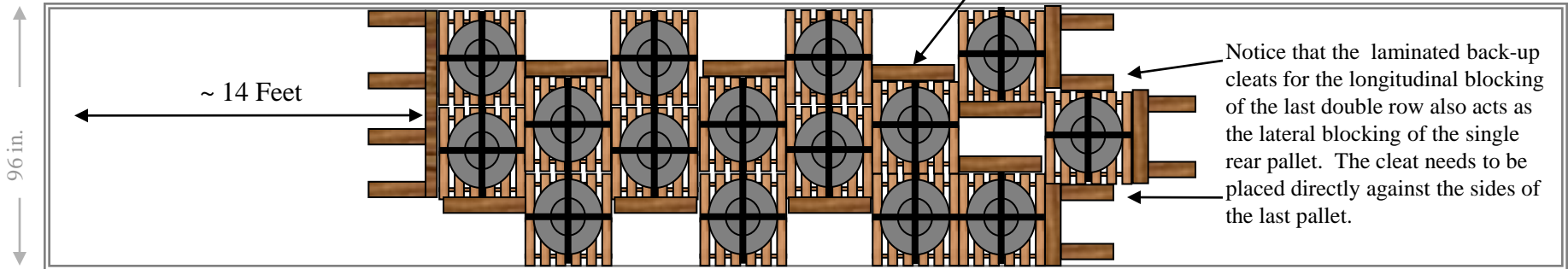
Rear



Nose

## Overhead View

Rear



Coils must be secured to the pallet with steel banding. Banding strength in each direction must be equal to or greater than total weight of the coil

**NOT TO SCALE**



Union Pacific Damage Prevention  
File: Coils on 36x36 pallets  
Date: 6/18/2010 By: TJP

# Intended for use on Union Pacific Railroad only

Double Laminated Floor Blocking for  
Non Hazmat Loads

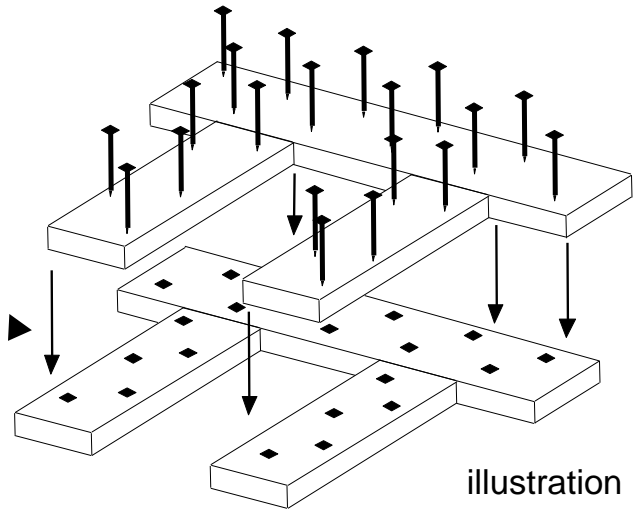



illustration 1



**Floor blocking should be constructed with double 2x4 lumber with backup cleats, at least 18 inches long. Floor blocking needs to be as long as the pallet or unit it is supporting. Nails should be staggered and spaced approximately 4 to 5 inches apart. 16d nails (or larger) are required. Each 16d nail has a holding power of 950 lbs. Appropriate # of nails are required, based on lading weight.**

	Union Pacific Damage Prevention
	File:Double laminated floor blocking
	Date: 01/21/10 By: TJP