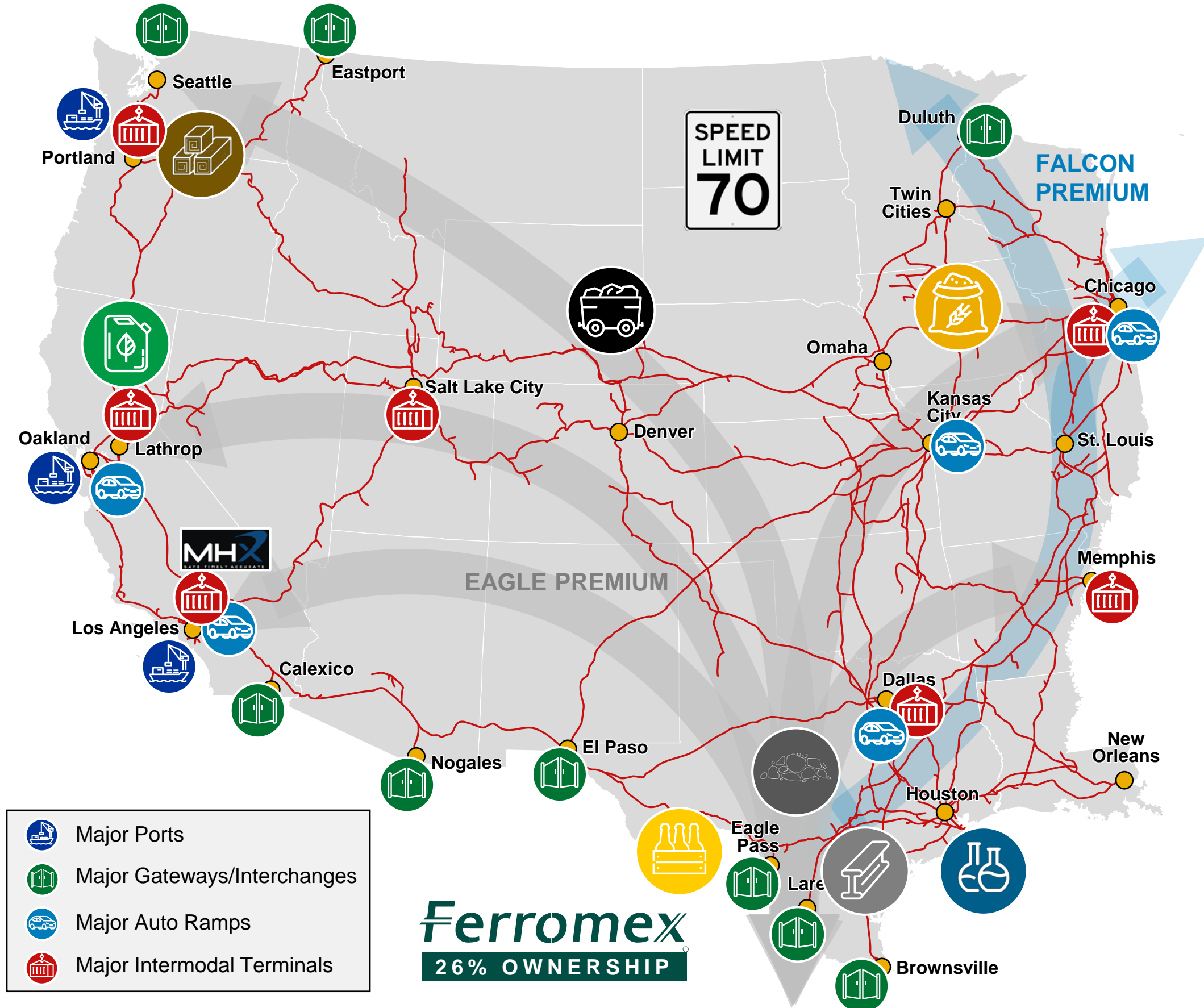


# Premier North American Rail Franchise



## Key Operating Metrics (versus Second Quarter 2023)

**Freight Car Velocity**  
(Daily Miles per Car)



215

▲ 6%

**Terminal Dwell**  
(Hours)



22.6

▼ 3%

**Locomotive Productivity**  
(GTMS per HP Day)




140

▲ 11%

## Fourth Quarter Volume To Date (versus Fourth Quarter 2022)

**Bulk**




▼ 1%

**Industrial**



▲ 1%

**Premium**



▲ 2%

**Total** ▲ 1%

Data as of November 11, 2023

